

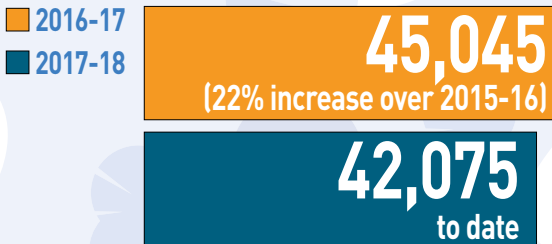
R&D Tax Credits Key SME Claim Statistics



Note: 2017-18 figures are based on partial data.

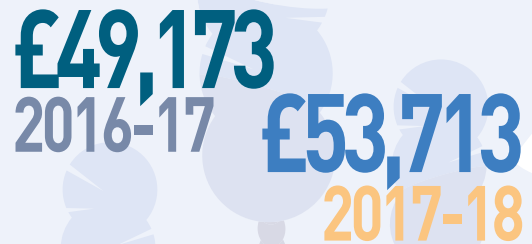


No of Claims (SME Scheme)



Comment: Upward trend in SME claims set to continue with number of first-time applications projected to exceed 2016-17 figure of c12,000.

Average Claim Value (SME Scheme)



Comment: Initial 2017-18 figures suggest an increase in average claim value. However, historically this figure tends to decrease once all data is available.

Claim Value Breakdown (SME Scheme)



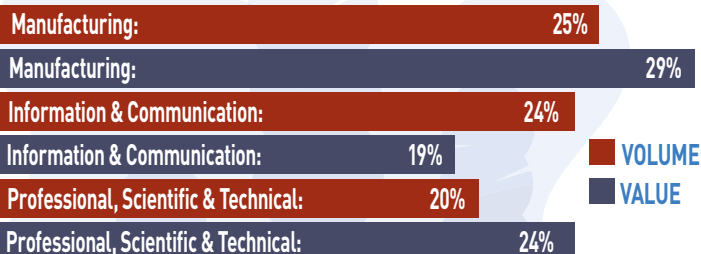
Comment: As with 2016-17 data, 2017-18 reflects the continuing high number of below average claims and very small claims.

No & Average Value of SME RDEC Claims



Comment: Increasing number of SMEs using RDEC scheme and benefitting from larger average claim value than those using the SME scheme.

Main Industry Sector by % of Claim Volume/Value



Comment: Coding of industry sectors does not always reliably describe the sector of companies' R&D activity for a variety of reasons.

